

PHOON 746

NATIONAL REGISTER OF HISTORIC PLACES
INVENTORY - NOMINATION FORM

(Type all entries - complete applicable sections)

STATE:
COUNTY:
FOR NPS USE ONLY
ENTRY DATE

MAY 3 1974

1. NAME

COMMON:
The Cathedral Church of Saint Peter and Saint Paul and Close

AND/OR HISTORIC:
The National Cathedral; Washington Cathedral

2. LOCATION

STREET AND NUMBER:
Mount Saint Alban, N.W. Wisconsin and Massachusetts Avenues, N.W.

CITY OR TOWN:
Washington

CONGRESSIONAL DISTRICT:
Congressman Walter E. Fauntroy, D.C.


STATE: District of Columbia CODE: 11 COUNTY: District of Columbia CODE: 001

3. CLASSIFICATION

CATEGORY (Check One)	OWNERSHIP	STATUS	ACCESSIBLE TO THE PUBLIC
<input type="checkbox"/> District <input checked="" type="checkbox"/> Building <input type="checkbox"/> Site <input type="checkbox"/> Structure <input type="checkbox"/> Object	<input type="checkbox"/> Public <input checked="" type="checkbox"/> Private <input type="checkbox"/> Both	<input checked="" type="checkbox"/> Occupied <input type="checkbox"/> Unoccupied <input type="checkbox"/> Preservation work in progress	Yes: <input checked="" type="checkbox"/> Restricted <input type="checkbox"/> Unrestricted <input type="checkbox"/> No

PRESENT USE (Check One or More as Appropriate)

<input type="checkbox"/> Agricultural	<input type="checkbox"/> Government	<input type="checkbox"/> Park	<input type="checkbox"/> Transportation
<input type="checkbox"/> Commercial	<input type="checkbox"/> Industrial	<input type="checkbox"/> Private Residence	<input type="checkbox"/> Other (Specify)
<input checked="" type="checkbox"/> Educational	<input type="checkbox"/> Military	<input checked="" type="checkbox"/> Religious	
<input type="checkbox"/> Entertainment	<input checked="" type="checkbox"/> Museum	<input type="checkbox"/> Scientific	



4. OWNER OF PROPERTY

OWNER'S NAME:
The National Protestant Episcopal Cathedral Foundation of D.C.

STREET AND NUMBER:
The Episcopal Church Office, Mount Saint Alban

CITY OR TOWN:
Washington

STATE:
District of Columbia

CODE:
11

5. LOCATION OF LEGAL DESCRIPTION

COURTHOUSE, REGISTRY OF DEEDS, ETC:
Recorder of Deeds

STREET AND NUMBER:
6th & D Streets, N.W.

CITY OR TOWN:
Washington

STATE:
District of Columbia

CODE:
11

6. REPRESENTATION IN EXISTING SURVEYS

TITLE OF SURVEY:
Proposed District of Columbia additions to the National Register of Historic Places recommended by the Joint Committee on Landmarks

DATE OF SURVEY: March 7, 1968 Federal State County Local

DEPOSITORY FOR SURVEY RECORDS:
National Capital Planning Commission

STREET AND NUMBER:
1325 G Street, N.W.

CITY OR TOWN:
Washington

STATE:
District of Columbia

CODE:
11

SEE INSTRUCTIONS

COUNTY: DISTRICT OF COLUMBIA

ENTRY NUMBER: 1974

DATE: MAY 3 1974

FOR NPS USE ONLY

7. DESCRIPTION

CONDITION	(Check One)					
	<input checked="" type="checkbox"/> Excellent	<input type="checkbox"/> Good	<input type="checkbox"/> Fair	<input type="checkbox"/> Deteriorated	<input type="checkbox"/> Ruins	<input type="checkbox"/> Unexposed
	(Check One)			(Check One)		
	<input type="checkbox"/> Altered	<input checked="" type="checkbox"/> Unaltered		<input type="checkbox"/> Moved	<input checked="" type="checkbox"/> Original Site	

DESCRIBE THE PRESENT AND ORIGINAL (if known) PHYSICAL APPEARANCE

The Cathedral Church of Saint Peter and Saint Paul is a cruciform plan Neo-Gothic building which has been under construction since 1907. The building is now approaching completion as the narthex is under construction. It is located on a spacious 57 acre site on the top of Mount Saint Alban in Northwest Washington. The site, known as the Close, is bound by Woodley Road on the north, Wisconsin Avenue on the west, Massachusetts Avenue at the southwest corner, Garfield Street at the south, and 34th Street at the east. The Close does not include St. Alban's Protestant Episcopal Church and its related buildings.

The Cathedral's design reflects the historicism of the early 20th century when an architect sought to create a new, but archeologically correct, design by making a style of the past his own. The three architects of the Cathedral found their main source of inspiration in the late 14th century English Decorative Gothic style. Not only are decorative features of the style employed but also structural features.

The Washington Cathedral has greater horizontality than the sky-reaching French cathedrals. This is due to the lengthiness of its nave and chancel more than to a lack of height. In addition the building has a rather contained, linear outline insignificantly broken by pinnacles and flying buttresses. The square crossing tower because of its massiveness and its straight top acts as a stabilizing force more than as a vertical accent.

The building consists of a long narrow rectangular mass (the 8-bay nave and the 5-bay chancel) intersected by a shorter rectangular mass (the 3-bay north transept and the 3-bay south transept). Above the crossing, rising 301' above grade, is the Gloria in Excelsis Tower. The side elevations are staggered. Between the flying buttresses of the nave are 18 foot high chapels and 45 foot high aisles covered by shed roofs. The aisles extend around the sides of the transepts and the sides of the chancel. Chapels occupy the corners between the transept aisles and chancel aisles. The nave, transepts, and chancel have steep gable roofs with ridges 150' 3" above grade. The buttresses are freestanding to the ground around the polygonal apse which has no radiating chapels. A one-story triple-arched porch projects from the north transept and is connected to the Administration Building by an angled cloister. A cloister also connects the east bay of the chancel with the Administration Building. The one-story porch which projects from the south transept has a large portal with carved tympanum. This portal is approached by the Pilgrim Steps, a long flight of steps 40 feet wide. The unbuilt 158' 10"-wide west front will have straight topped corner towers, each rising 234 feet above grade. The total length of the Cathedral will be 518 feet. The nave is 41 feet wide.

The structural system of the Cathedral is one of its most interesting features. The building is being erected for a thousand year design life and has masonry load bearing walls, masonry vaults, and flying buttresses. The main building material is gray Indiana oolite limestone. Concrete is found

(Continued on Form 10-300a)

SEE INSTRUCTIONS

SIGNIFICANCE

PERIOD (Check One or More as Appropriate)

- Pre-Columbian | 16th Century | 18th Century | 20th Century
 15th Century | 17th Century | 19th Century

SPECIFIC DATE(S) (If Applicable and Known) 1907-

AREAS OF SIGNIFICANCE (Check One or More as Appropriate)

- | | | | |
|--|---|---|--|
| <input type="checkbox"/> Aboriginal | <input type="checkbox"/> Education | <input type="checkbox"/> Political | <input type="checkbox"/> Urban Planning |
| <input type="checkbox"/> Prehistoric | <input type="checkbox"/> Engineering | <input checked="" type="checkbox"/> Religion/Philosophy | <input type="checkbox"/> Other (Specify) |
| <input type="checkbox"/> Historic | <input type="checkbox"/> Industry | <input type="checkbox"/> Science | _____ |
| <input type="checkbox"/> Agriculture | <input type="checkbox"/> Invention | <input type="checkbox"/> Sculpture | _____ |
| <input checked="" type="checkbox"/> Architecture | <input type="checkbox"/> Landscape Architecture | <input type="checkbox"/> Social/Humanitarian | _____ |
| <input type="checkbox"/> Art | <input type="checkbox"/> Literature | <input type="checkbox"/> Theater | _____ |
| <input type="checkbox"/> Commerce | <input type="checkbox"/> Military | <input type="checkbox"/> Transportation | _____ |
| <input type="checkbox"/> Communications | <input type="checkbox"/> Music | | |
| <input type="checkbox"/> Conservation | | | |

STATEMENT OF SIGNIFICANCE

The Joint Committee on Landmarks has designated the Cathedral Church of Saint Peter and Saint Paul and Close at Mount Saint Alban a Category II Landmark of importance which contributes significantly to the cultural heritage and visual beauty of the District of Columbia. This Protestant Episcopal cathedral, known as the "National Cathedral" or the "Washington Cathedral," has a distinct ecumenical character as it functions as the national church called for in the 1792 Plan of the Federal City. The stone, English Neo-Gothic style building begun in 1907 and scheduled for completion in 1982 has a medieval structural system with masonry load-bearing walls and flying buttresses. However, modern construction methods and interior systems are employed, resulting in a unique combination of old and new. The richly decorated cathedral is located in an informally planned and landscaped 57 acre Close which also contains auxiliary buildings housing the educational institutions of the Cathedral Foundation. This site at the crest of a hill over 600 feet above sea level allows the view from the cathedral to be one of the most magnificent in the city. The cathedral, itself, joins the Capitol and the Washington Monument as dominant visual focal points in the Nation's Capital.

The 1792 Plan of the Federal City set aside a square as the site for the national church but the Old Patent Office (now the National Portrait Gallery and National Collection of Fine Arts) eventually occupied the site. However, the idea of erecting in Washington a church which would be the proper location for religious ceremonies of national significance did not die. On December 9, 1891, a meeting was held at the home of Charles C. Glover to plan such a cathedral. On January 6, 1893, the Protestant Episcopal Cathedral Foundation of the District of Columbia was granted a charter from Congress to establish a "cathedral and institutions of learning for the promotion of religion and education and charity."

In 1893 Washington was not a separate diocese in the Episcopal Church, but this was remedied in 1895 when part of the Maryland diocese became the Washington diocese. Henry Yates Satterlee was consecrated the first Bishop of Washington on March 25, 1896 and he had a decisive role in the choice of location for and style of the cathedral.

In 1898 Bishop Satterlee chose the expansive site on Mount Saint Alban for

(Continued on Form 10-300a)

SEE INSTRUCTIONS

9. MAJOR BIBLIOGRAPHICAL REFERENCES

Caemmerer, H. Washington: The National Capital, 1932, pp. 517-522.

Feller, R.T. and M.W. Fishwick. For Thy Great Glory. Culpeper, Virginia: The Community Press, 1965.

Hitchcock, H.R. Architecture: 19th and 20th Centuries. Baltimore: Penguin, 1971, pp. 254, 261, 269-70.

Montgomery, N.S., ed. A Guide to Washington Cathedral. Washington: National Cathedral Association, Rev. 1969.


10. GEOGRAPHICAL DATA

LATITUDE AND LONGITUDE COORDINATES DEFINING A RECTANGLE LOCATING THE PROPERTY			OR	LATITUDE AND LONGITUDE COORDINATES DEFINING THE CENTER POINT OF A PROPERTY OF LESS THAN TEN ACRES		
CORNER	LATITUDE	LONGITUDE		LATITUDE	LONGITUDE	
	Degrees Minutes Seconds	Degrees Minutes Seconds		Degrees Minutes Seconds	Degrees Minutes Seconds	
NW	38° 55' 53"	77° 04' 25"		° ' "	° ' "	
NE	38° 55' 53"	77° 04' 00"				
SE	38° 55' 39"	77° 04' 00"				
SW	38° 55' 39"	77° 04' 25"				

APPROXIMATE ACREAGE OF NOMINATED PROPERTY: **57 acres**

LIST ALL STATES AND COUNTIES FOR PROPERTIES OVERLAPPING STATE OR COUNTY BOUNDARIES

STATE:	CODE	COUNTY	CODE



11. FORM PREPARED BY

NAME AND TITLE:
T. Robins Brown, Architectural Historian

ORGANIZATION: **National Capital Planning Commission** DATE: **June 30, 1973**

STREET AND NUMBER:
1325 G Street, N.W.

CITY OR TOWN: **Washington** STATE: **District of Columbia** CODE: **11**

12. STATE LIAISON OFFICER CERTIFICATION NATIONAL REGISTER VERIFICATION

<p>As the designated State Liaison Officer for the National Historic Preservation Act of 1966 (Public Law 89-665), I hereby nominate this property for inclusion in the National Register and certify that it has been evaluated according to the criteria and procedures set forth by the National Park Service. The recommended level of significance of this nomination is:</p> <p>National <input type="checkbox"/> State <input checked="" type="checkbox"/> Local <input type="checkbox"/></p> <p>Name: <u><i>James H. Banks</i></u></p> <p>Title: <u>Assistant to the Mayor for Housing Programs</u></p> <p>Date: <u>NOV 19 1973</u></p>	<p>I hereby certify that this property is included in the National Register.</p> <p><u><i>A. M. ...</i></u> Director, Office of Archeology and Historic Preservation</p> <p>Date: <u>5/3/74</u></p> <p>ATTEST:</p> <p><u><i>Wm. ...</i></u> Keeper of the National Register</p> <p>Date: <u>5.2.74</u></p>
---	--


SEE INSTRUCTIONS

① 1/2/280700/10-29-0

② 1/2/280700/10-29-0

③ 1/2/280700/10-29-0

④ 1/2/280700/10-29-0



UNITED STATES DEPARTMENT OF THE INTERIOR
NATIONAL PARK SERVICE

NATIONAL REGISTER OF HISTORIC PLACES
INVENTORY - NOMINATION FORM

(Continuation Sheet)

STATE	
COUNTY	
FOR NPS USE ONLY	
ENTRY NUMBER	DATE
	MAY 3 1974

Description - Cathedral Church of St. Peter & Saint Paul

in foundations and piers, in the floors supporting the bells in the crossing tower, and in the roof of the north transept. The only structural steel in the walls and buttresses are vertical rods added to those built since the invention of the atomic bomb to give lateral reinforcement. The roof of the choir is supported by steel trusses. Roofs are covered with lead.

Modern technological innovations are incorporated into the Cathedral's electrical and mechanical systems. These systems have been integrated into the structure in the west section and added as inconspicuously as possible in the earlier east section. The cathedral has a "pioneering" underfloor radiant heating system supplemented by warm ventilation air. It has a complicated electrical system capable of television hook up. The building had the first overhead sound system in the United States. This system, installed in the late 1930's, has been replaced by a dual system, one for voice and one for music. There is an elevator in the south transept and another is planned for one of the west towers.

The Cathedral has a crypt floor, a main floor, and rooms above the vaulting of the nave, chancel, and transepts and in the crossing tower. The outstanding features of the crypt floor are three large chapels and the museum in the south corridor. The design of the Chapel of the Resurrection under the south transept was inspired by Norman architecture and is an exception to the general stylistic consistency of the building. The main body of the cathedral is striking both for its height and for its length. The rectangular bays of the nave and chancel have rib vaults with tiercerons. The vaults are connected by a ridge rib which creates a horizontal emphasis. This horizontality is balanced by the verticality of the high walls. The wall of each bay is divided into three zones: arcade, triforium, and clerestory. The aisles, transepts, and chapels also have rib vaults. The rooms above the main floor are partially finished or unfinished.

Decorative features have been integrated with the architecture. Most decorative elements have Christian symbolism or are memorials to famous persons or events. The building abounds in architectural sculpture, wood carving, leaded glass, mosaics, artistic metal work, and other art works. Even the kneeling pads in the chapels have original embroidered designs. The art works exhibit varying traditional and contemporary styles, except the architectural sculpture which is modeled on Gothic precedent.

Music is as integral a part of the Cathedral as are its art works. In the crossing tower is a 53 bell carillon and a 10 bell ring. The Washington Cathedral is believed to be the first church with both carillon and ring.

The basically rectangular Close contains a considerable amount of informally landscaped open space and gardens as well as buildings and playing fields of

**NATIONAL REGISTER OF HISTORIC PLACES
INVENTORY - NOMINATION FORM**

STATE	
COUNTY	
FOR NPS USE ONLY	
ENTRY NUMBER	DATE
MAY 3	1974

Page No. 2

(Continuation Sheet)

(Number all entries)

7. Continued

the various educational institutions of the Cathedral Foundation. Miss Beatrix Jones supervised early landscaping and the grounds of the Cathedral Close were open to the public in 1901. The Renaissance Revival Hearst Hall (erected in 1900-01 and designed by Robert W. Gibson) is located in the northwest corner of the Close. The Cathedral is located southwest of Hearst Hall and its main facade will face southwest. The Administration Building (erected in 1928-29, designed by Frohman, Robb & Little) is north of the Cathedral and attached to it by cloisters. Northeast of it is the College of Preachers (erected in 1928-29 and also designed by Frohman, Robb, & Little). East of the Cathedral is the Cathedral Library (erected in 1924-27, and designed by Frohman, Robb & Little) and the Deanery (erected in 1953, and designed by Walter G. Peters). The east section of the Close contains playing fields and Beauvoir Elementary School (erected in 1964 and designed by Faulkner, Kingsbury & Stenhouse). In the central part of the Close are the Pilgrim Steps, Bishop's Garden, and other landscaping designed by Mrs. G.C.F. Bratenahl and added in 1928-32. Southwest of the Cathedral is the Episcopal Church House (formerly the Bishop's House, designed by Henry Vaughan, and erected in 1913-14). Southwest of this building are St. Alban's Church and its Guild Hall, its Rectory, and Satterlee Hall. They are not part of the Close but their architecture complements the buildings in the Close. The southwest section of the Close is occupied by St. Alban's School for Boys. Its first building the Lane-Johnston Building (designed by York & Sawyer) was erected in 1905-07. The Close also contains a few residential buildings, service buildings, greenhouses, and temporary workshops. Most of the substantial buildings except the most recent school buildings are in the Neo-Tudor or the Neo-Gothic styles.




UNITED STATES DEPARTMENT OF THE INTERIOR
NATIONAL PARK SERVICE

NATIONAL REGISTER OF HISTORIC PLACES
INVENTORY - NOMINATION FORM

(Continuation Sheet)

STATE	
COUNTY	
FOR NPS USE ONLY	
ENTRY NUMBER	DATE
	MAY 3 1974



8. Significance

the Cathedral Close, as he felt it more appropriate for the national church than a constrained downtown site. The Peace Cross was dedicated on this site on October 23, 1898, during a ceremony which President McKinley attended. However, construction of the Cathedral was delayed while the mortgage of the Close's land was being paid and during this time there was considerable controversy over the proper architectural style for the cathedral. On January 25, 1896, Harper's Weekly had illustrated Ernest Flagg's Renaissance Revival design for the building. The Renaissance style had substantial early backing as the first building erected on the Close was Hearst Hall, a Renaissance Revival design by Robert Gibson (1854-1927). This building for the National Cathedral School for Girls was designed "to harmonize with the future cathedral".

By 1906 Bishop Satterlee had secured the backing of the Board of Trustees for a Gothic design. The Bishop then went to England to find a suitable architect. He chose George Frederick Bodley. Henry Vaughan was chosen as supervising architect. On June 10, 1907, the Cathedral Chapter accepted the preliminary plans as designed by Bodley.


Bodley (1827-1907) was England's leading Anglican church architect in the late 19th and early 20th centuries. His interpretation of the late 14th century English Decorated Gothic style was so influential that Henry-Russell Hitchcock, a leading architectural historian, says that the buildings in this style might be called "Bodleian Gothic". Vaughan (1846-1917) was an English architect who immigrated to the United States in 1881 and became a prominent American proponent of the Neo-Gothic style.

On September 29, 1907, the foundation stone of the cathedral was laid during a ceremony which included an address by President Theodore Roosevelt. In 1910 George A. Fuller Company became contractor. (This firm is still the contractor of the Cathedral.) By 1912 the Bethlehem Chapel in the crypt under the apse and sanctuary was completed and services were moved inside, after being conducted outside since 1898. This chapel was designed by Vaughan and he also decided to omit the ambulatory around the 5-sided apse in Bodley's design.

When construction was halted by World War I the apse was structurally complete. By 1922 when construction resumed both Bodley and Vaughan were dead. In 1922 Frohman, Robb & Little of Boston were chosen to complete the Cathedral. Cram and Ferguson served a few years as advising architects. Philip Hubert Frohman (1887-1972) continued as Cathedral architect until 1971. Frohman, Robb & Little modified Bodley and Vaughan's design. They made the nave and tower larger and included more chapels and crypts. The barrel-vaults of the nave outer aisles were redesigned as rib vaults. West aisles were added to the transepts. Frohman redesigned the west (main) facade four times.

In 1922-23 the foundations, other than those of the choir and apse, were laid. In 1929 the Chapel of St. Joseph of Arimathea, located under the crossing, was dedicated and the first stone of the north transept was laid. The following

(Continued on Form 10-300, page 4)



UNITED STATES DEPARTMENT OF THE INTERIOR
NATIONAL PARK SERVICE

**NATIONAL REGISTER OF HISTORIC PLACES
INVENTORY - NOMINATION FORM**

(Continuation Sheet)

STATE	
COUNTY	
FOR NPS USE ONLY	
ENTRY NUMBER	DATE
	MAY 8 1974

(Number all entries)

8. Significance (Continued)

year ground was broken for the south transept. In 1932, the choir, apse, and north transept opened for public worship.

Work proceeded as funds became available, and donations have come from members of all denominations and faiths. In 1962 the south transept was dedicated and in 1964 the crossing tower, the Gloria in Excelsis Tower, was dedicated. Today the narthex is under construction and the full nave is projected to be enclosed by 1976. Since 1971 James Godwin of Godwin & Beckett has been superintending architect.

The landscaping of the Close and the construction of subordinate buildings to house the various institutions fulfilling the educational functions of the 1893 charter have occurred concurrently with the construction of the cathedral.

The Cathedral has been the location of significant events. The funeral services of Woodrow Wilson and of Dwight Eisenhower were held there. Its pulpit was the last occupied by Martin Luther King, Jr., prior to his assassination. The building and the Close have been the location of protest meetings.

The Cathedral is the burial place of a number of notable persons. Among those interred are Woodrow Wilson, Admiral George Dewey, Cordell Hall, Helen Keller, Bishop Satterlee, and two of the buildings architects, Henry Vaughan and Philip Frohman.

The building is the site of musical and theatrical performances as well as of religious services. It is unique among Episcopal cathedrals as it is the seat of two bishops (the Bishop of Washington and the Presiding Bishop of the Episcopal Church).

9. Bibliography

National Capital Planning Commission. Landmark Files.

Proctor, J.C., ed. Washington: Past and Present. II. New York: Lewis Historical Publishing Co., 1930, pp. 819-822.

Robinson, R. "What's Progressive about a Gothic Cathedral." Progressive Architecture. XII (December 1972), pp. 68-75.

Washingtoniana Collection, D.C. Public Library. Vertical Files.

Withey, H.F. and E.R. Withey. Biographical Dictionary of American Architects (Deceased). Los Angeles: Hennessy & Ingalls, pp. 232, 618.

W.P.A. Washington: City and Capital. I. Washington: GPO, 1937, pp. 465-476.

W.P.A. Washington, D.C.: A Guide to the Nation's Capital. New York: Hastings House, 1942, pp. 398-403.

