

CONTRACT NO.
FQ19144B

	DESIGN	DATE	REFERENCE DRAWINGS		REVISIONS		
			NUMBER	TITLE	NO.	DESCRIPTION	BY
XXX	00-00-00						
XXX	00-00-00						
XXX	00-00-00						

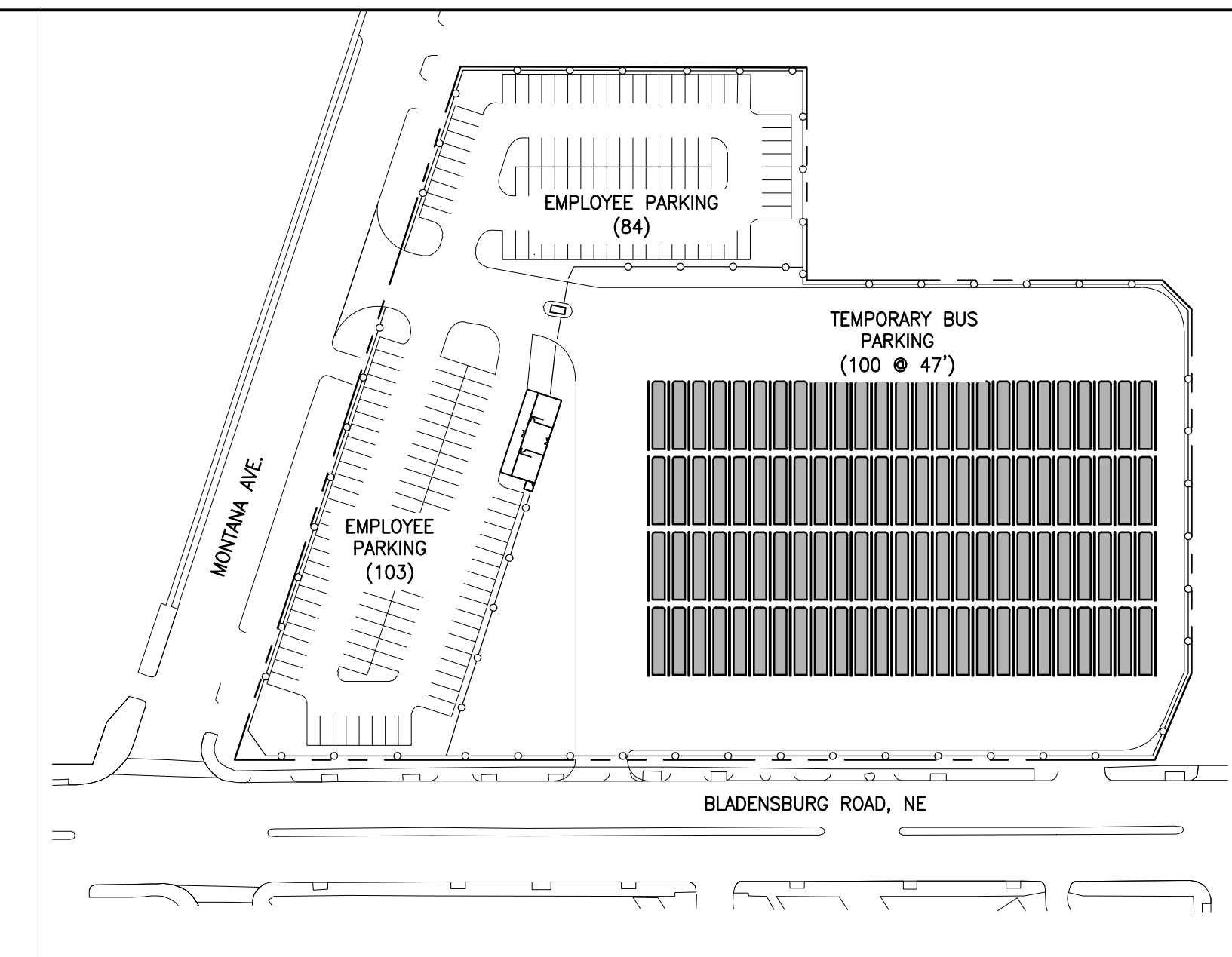
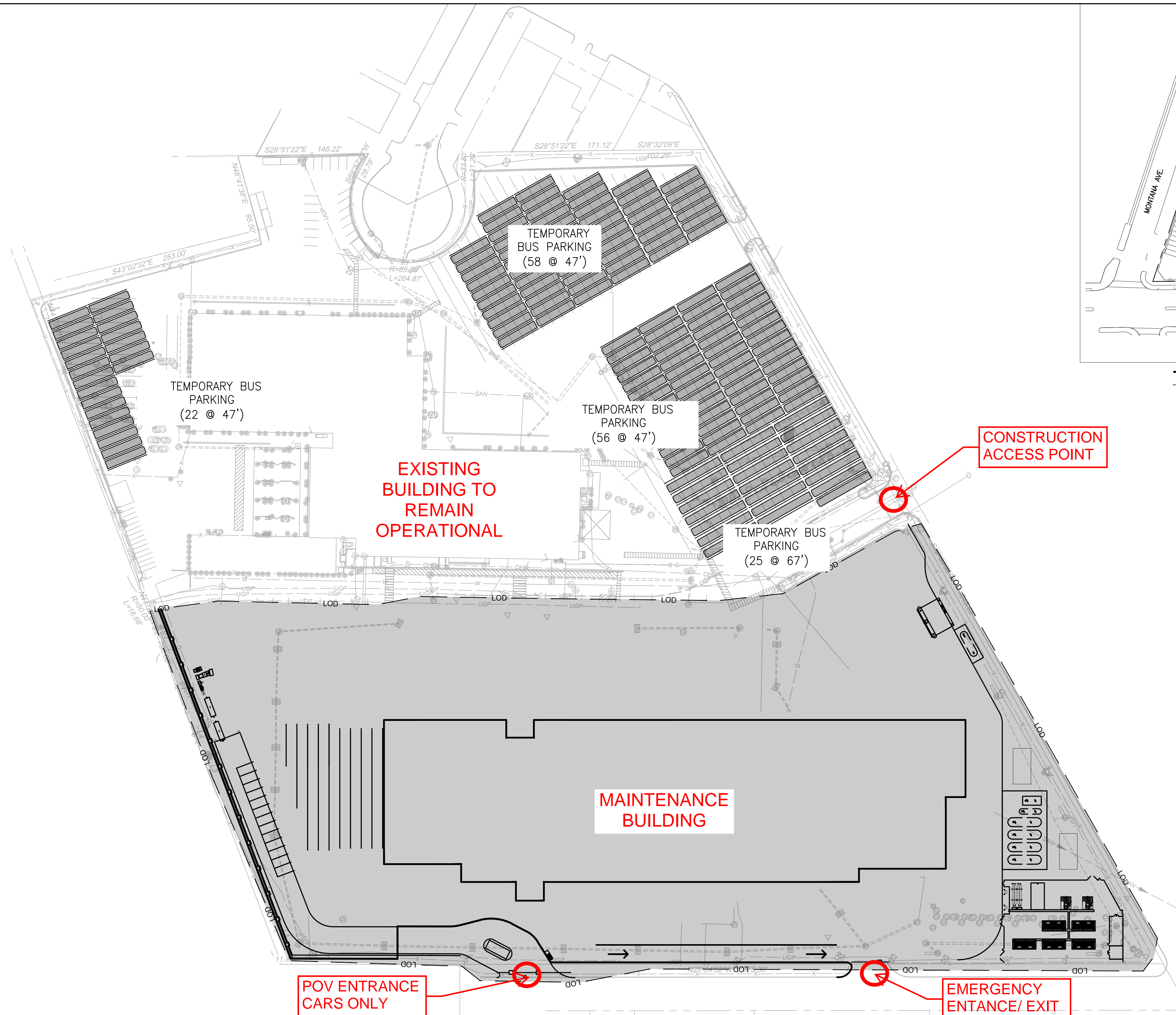
M metro WASHINGTON METROPOLITAN AREA TRANSIT AUTHORITY
OFFICE OF CAPITAL PROGRAM DELIVERY
ENGINEERING AND ARCHITECTURE

BLADENSBURG BUS GARAGE REPLACEMENT
PHASE 1 DEMOLITION KEY PLAN

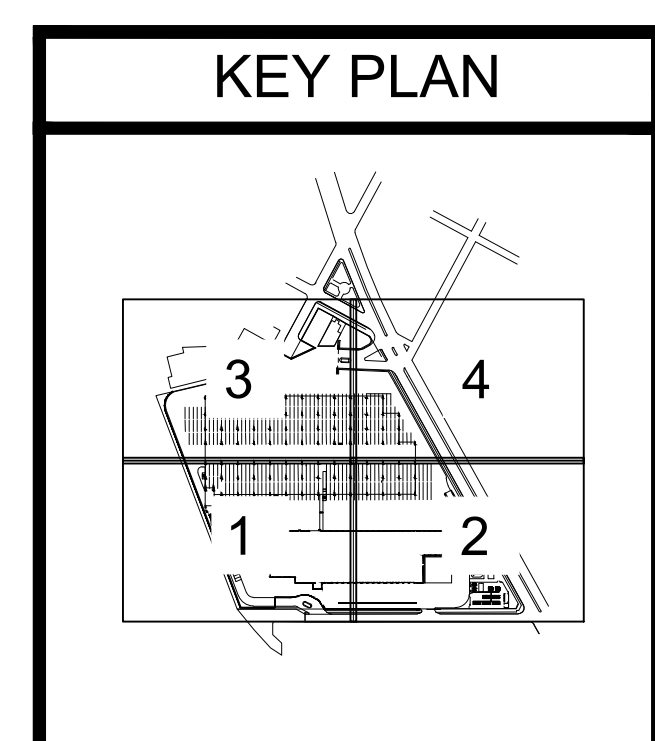
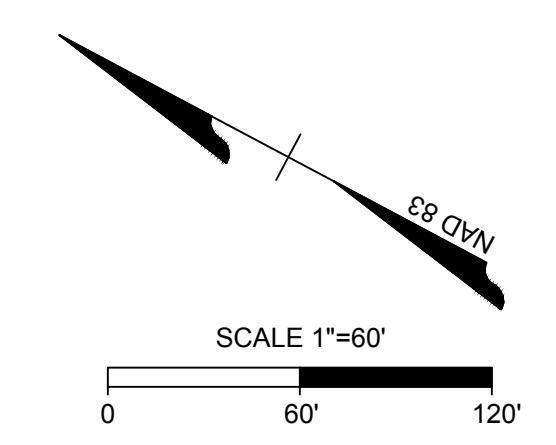
SUBMITTED BY: _____ DATE: 00-00-00 WMATA APPROVED: _____ DATE: 00-00-00

SCALE: AS SHOWN DRAWING NO. C-210 SHEET NO. _____

S:\305143865-Bladen_Bus_Garage\DWG\Sheet\CD\172418\BLADEN-2019-C-210-DEMO.dwg 10/9/2020



TEMPORARY OFF-SITE PARKING



CONTRACT NO.
FQ19144B

DESIGN	XXX	00-00-00	REFERENCE DRAWINGS		REVISIONS			
			NUMBER	TITLE	NO.	DESCRIPTION	BY	DATE
DRAWN	XXX	00-00-00						
CHECK	XXX	00-00-00						

WASHINGTON METROPOLITAN AREA TRANSIT AUTHORITY

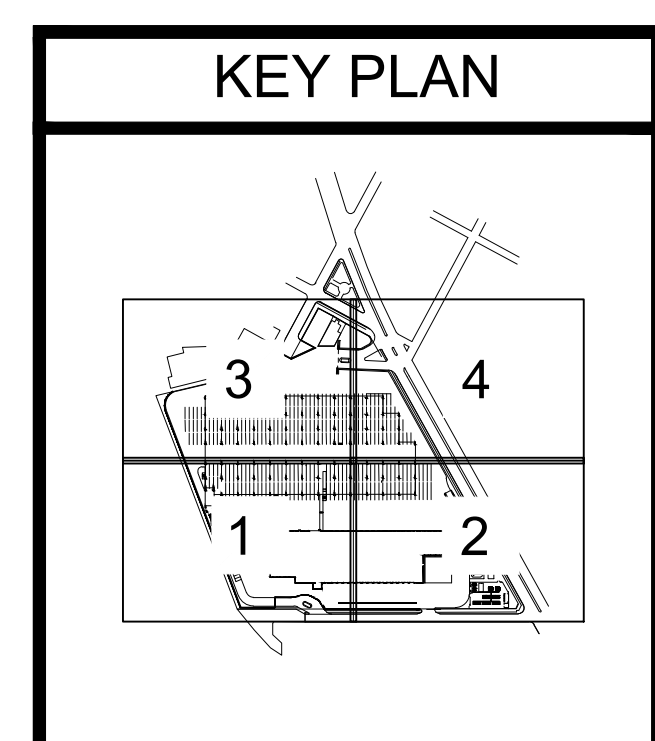
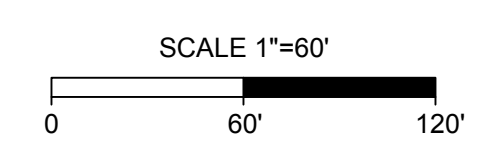
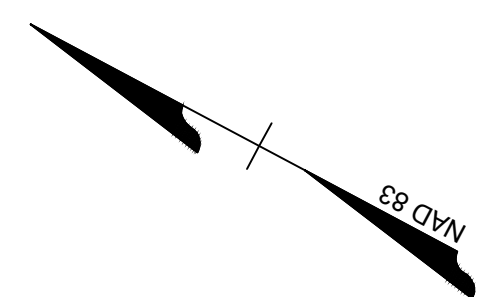
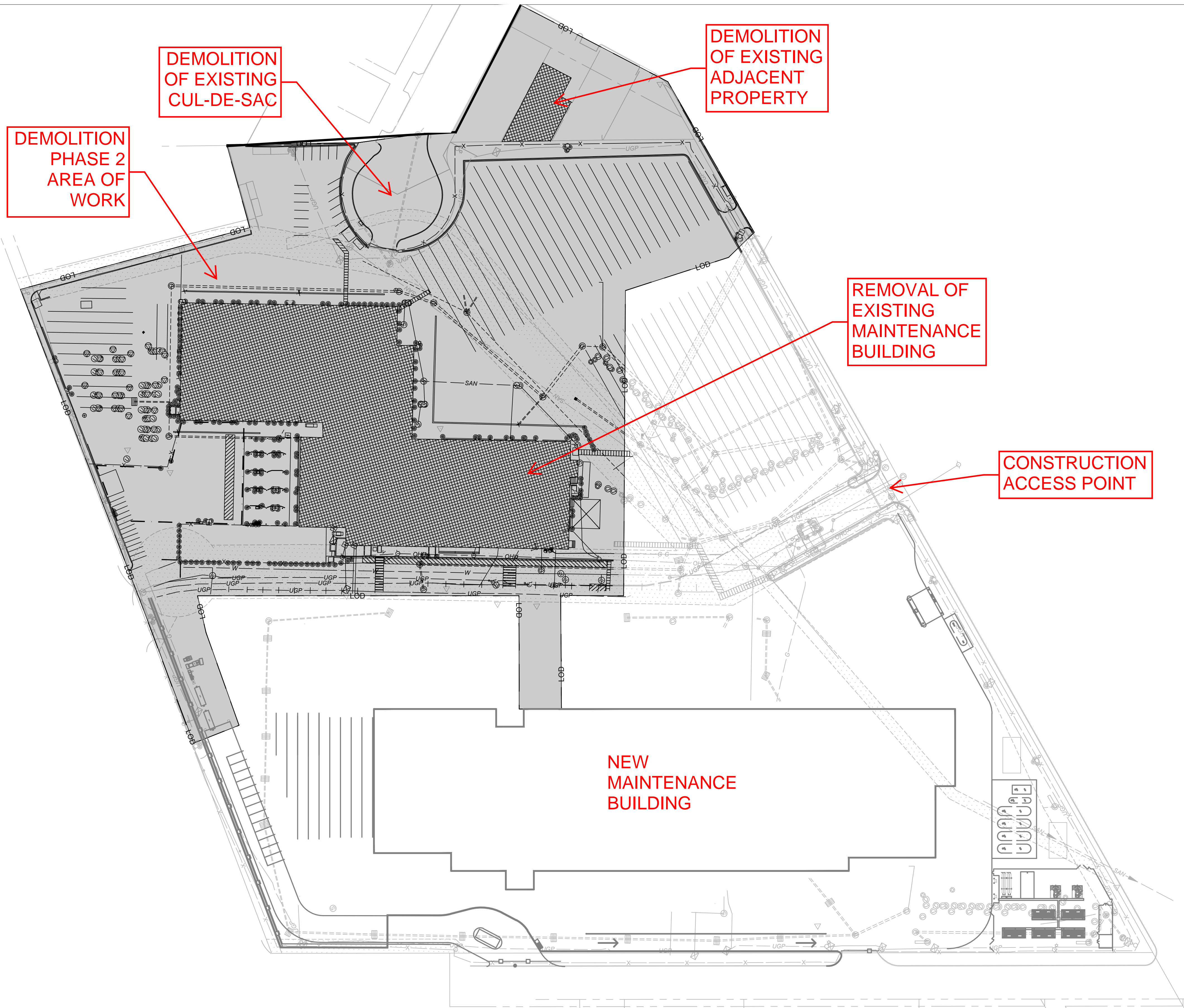
OFFICE OF CAPITAL PROGRAM DELIVERY
ENGINEERING AND ARCHITECTURE

**BLADENSBURG BUS GARAGE REPLACEMENT
PHASE 1 SITE LAYOUT KEY PLAN**

SUBMITTED BY: _____ DATE: 00-00-00 WMATA APPROVED: _____ DATE: 00-00-00

SCALE: AS SHOWN
DRAWING NO. C-610
SHEET NO.

S:\305\43865-Bladen_Bus_Garage\DWG\Sheet\CD\172418\BLADEN-2019-C-610-LAYO.dwg
10/9/2020



CONTRACT NO.
FQ19144B

	DESIGN	DATE	REFERENCE DRAWINGS		REVISIONS			
			NUMBER	TITLE	NO.	DESCRIPTION	BY	DATE
XXX	00-00-00							
XXX	00-00-00							
XXX	00-00-00							



WASHINGTON METROPOLITAN AREA TRANSIT AUTHORITY

OFFICE OF CAPITAL PROGRAM DELIVERY
ENGINEERING AND ARCHITECTURE

BLADENSBURG BUS GARAGE REPLACEMENT

PHASE 2 DEMOLITION KEY PLAN

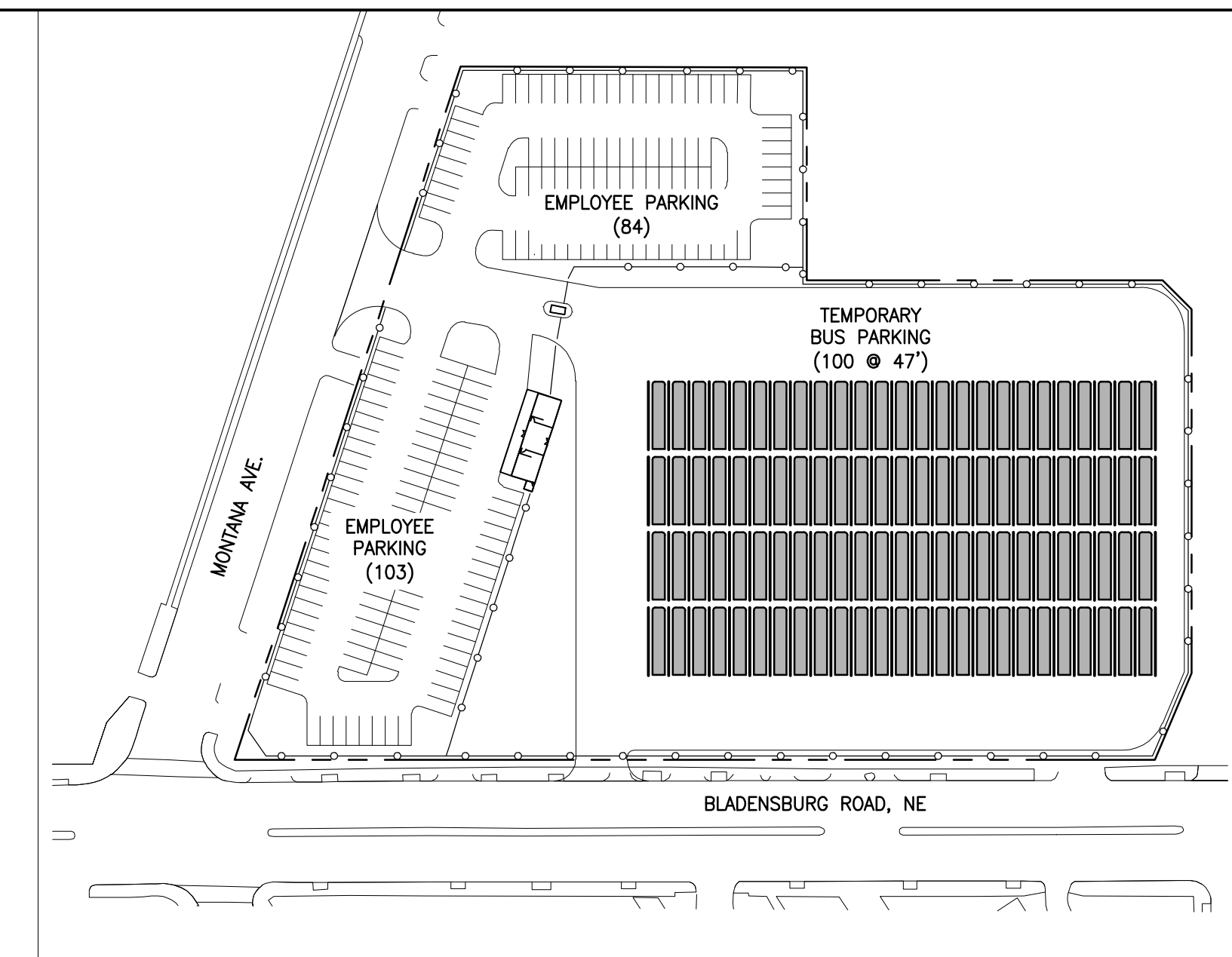
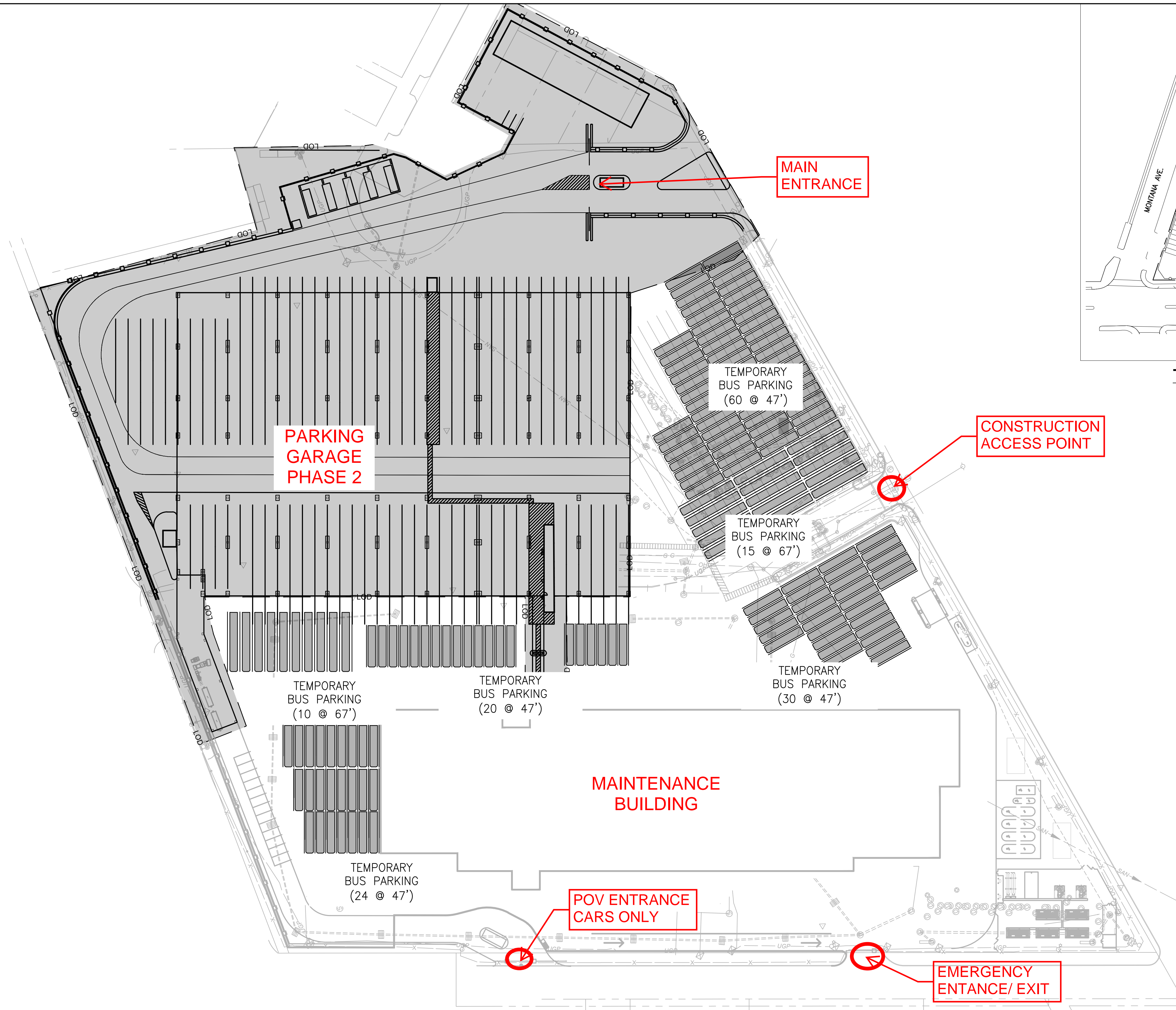
SUBMITTED BY: _____ DATE: 00-00-00 WMATA APPROVED: _____ DATE: 00-00-00

SCALE:
AS SHOWN

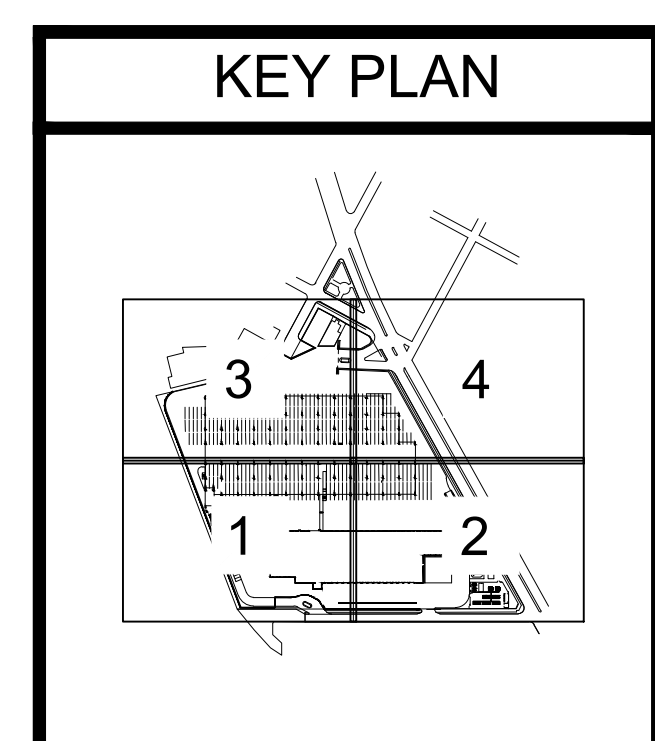
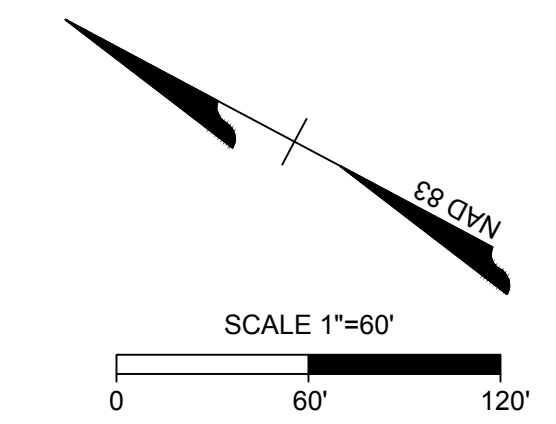
DRAWING NO.
C-220

SHEET NO.

S:\305\43865-Bladen_Bus_Garage\DWG\Sheet\CD\172418\BLADEN-2019-C-220-DEMO.dwg 10/9/2020



TEMPORARY OFF-SITE PARKING



CONTRACT NO.
FQ19144B

DESIGN	XXX	00-00-00	REFERENCE DRAWINGS		REVISIONS			
			NUMBER	TITLE	NO.	DESCRIPTION	BY	DATE
DRAWN	XXX	00-00-00						
CHECK	XXX	00-00-00						

WASHINGTON METROPOLITAN AREA TRANSIT AUTHORITY

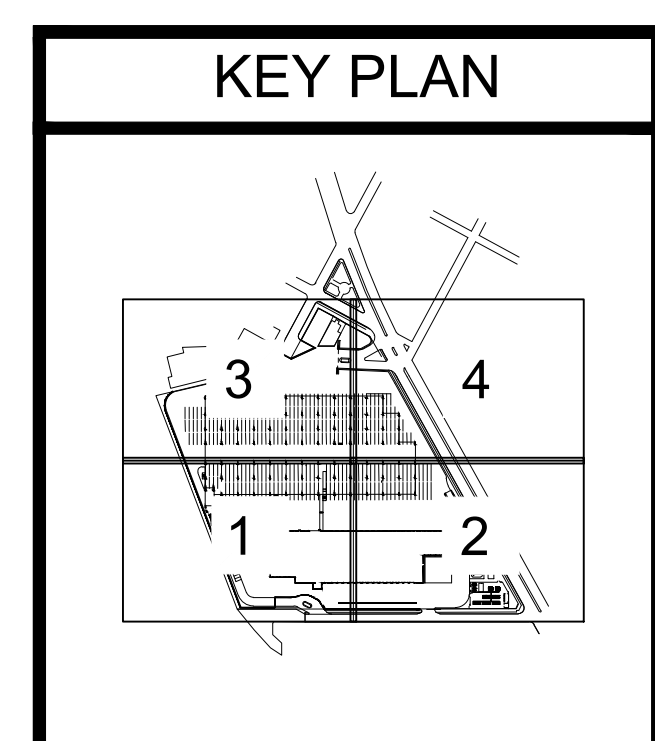
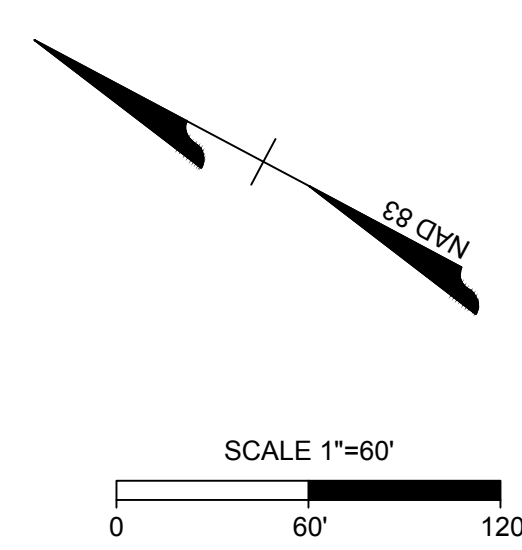
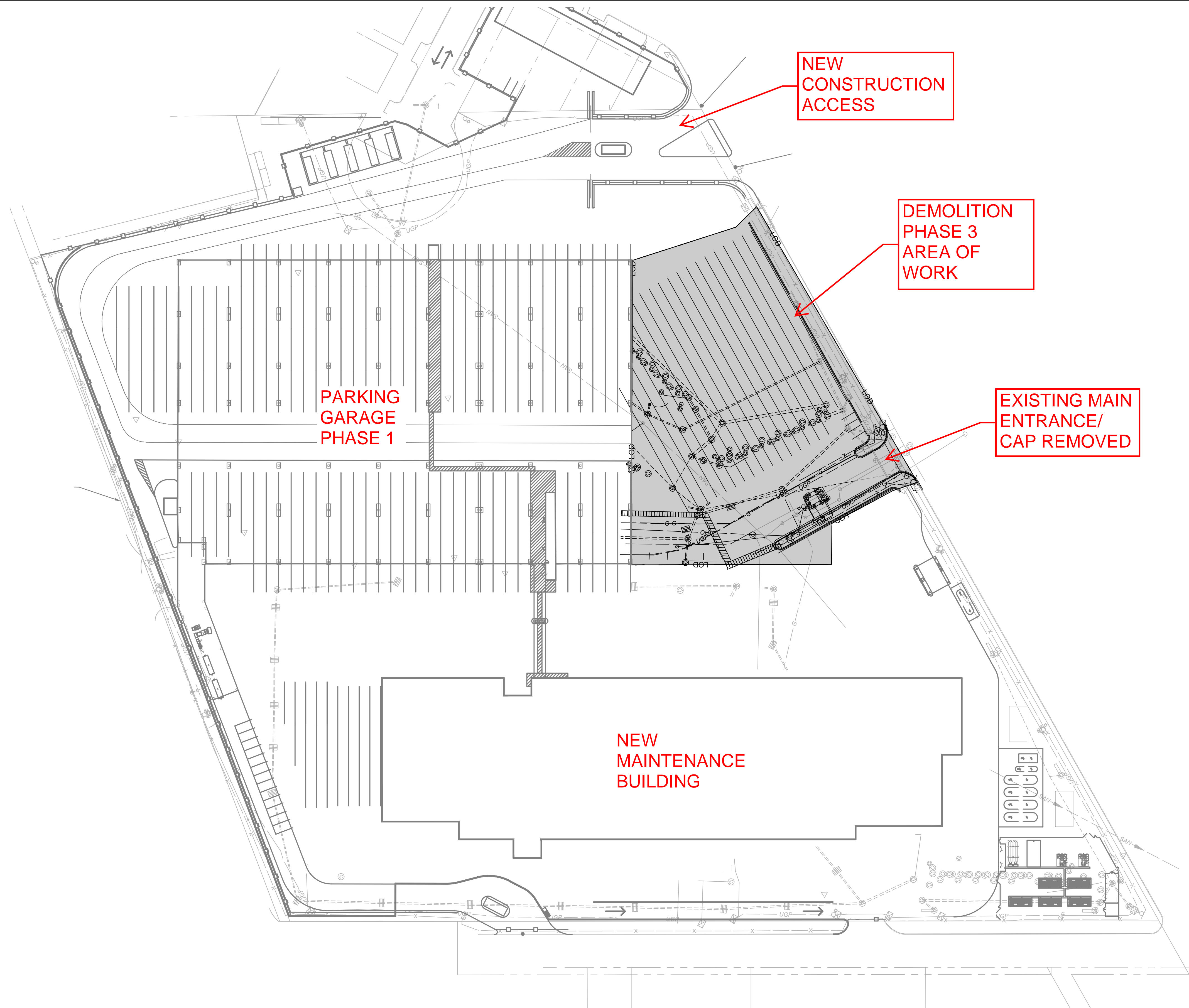
OFFICE OF CAPITAL PROGRAM DELIVERY
ENGINEERING AND ARCHITECTURE

BLADENSBURG BUS GARAGE REPLACEMENT
PHASE 2 SITE LAYOUT KEY PLAN

SUBMITTED BY: _____ DATE: 00-00-00 WMATA APPROVED: _____ DATE: 00-00-00

SCALE: AS SHOWN
DRAWING NO. C-620
SHEET NO. _____

S:\305\43865-Bladen_Bus_Garage\DWG\Sheet\CD\172418\BLADEN-2019-C-620-LAYO.dwg
10/9/2020



CONTRACT NO.
FQ19144B

	DESIGN	DATE	REFERENCE DRAWINGS		REVISIONS			
			NUMBER	TITLE	NO.	DESCRIPTION	BY	DATE
XXX	00-00-00							
XXX	00-00-00							
XXX	00-00-00							



WASHINGTON METROPOLITAN AREA TRANSIT AUTHORITY

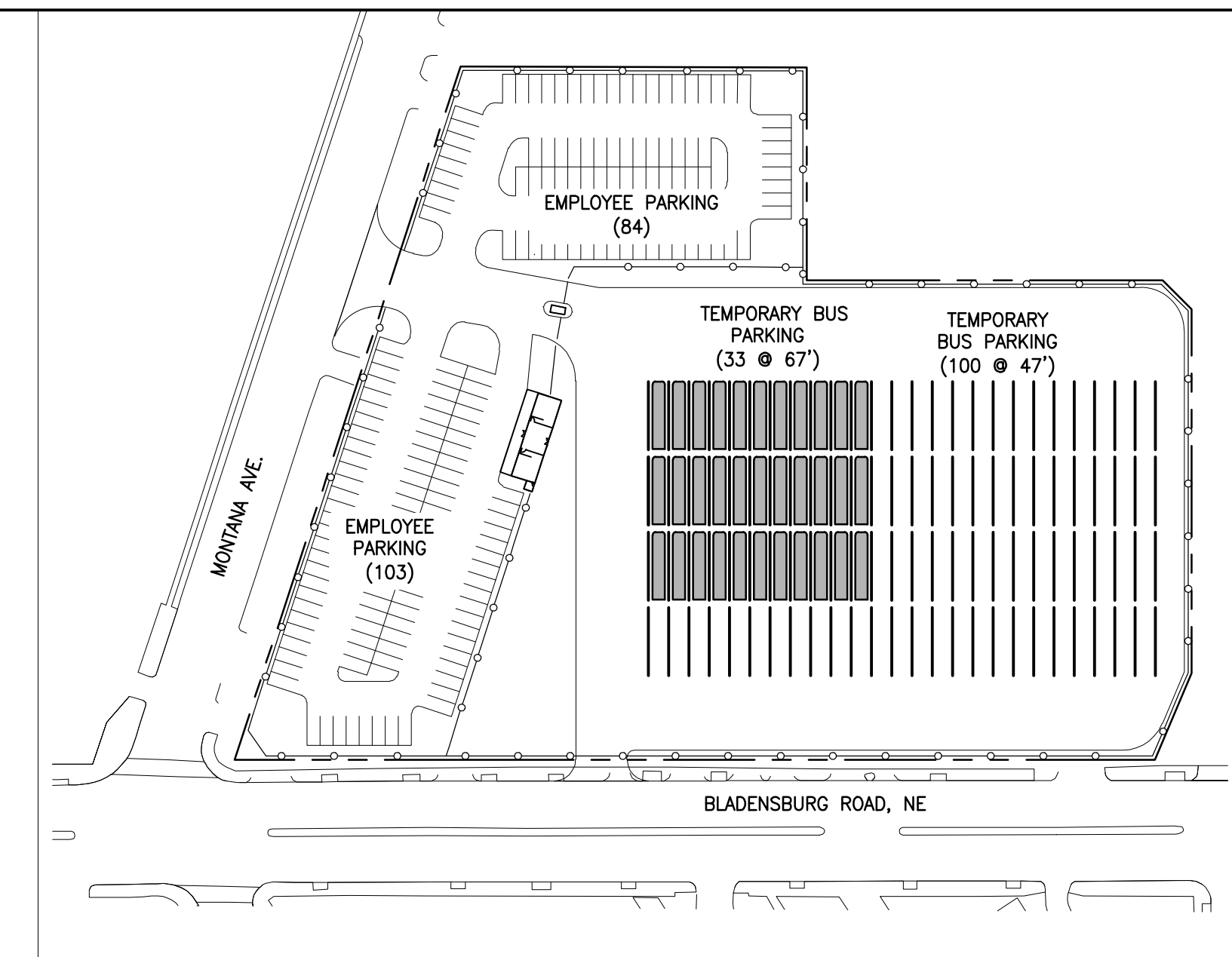
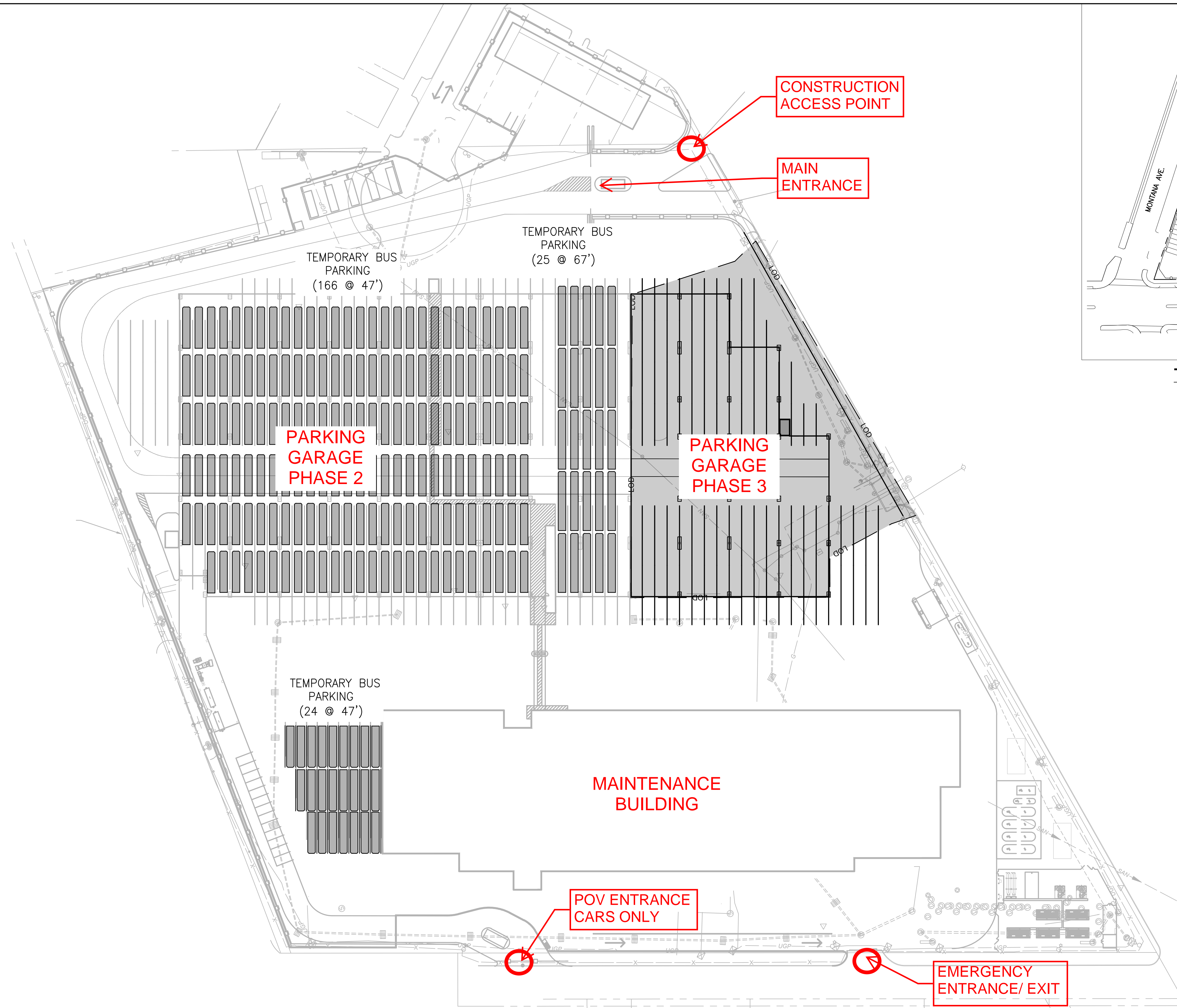
OFFICE OF CAPITAL PROGRAM DELIVERY
ENGINEERING AND ARCHITECTURE

BLADENSBURG BUS GARAGE REPLACEMENT
PHASE 3 DEMOLITION KEY PLAN

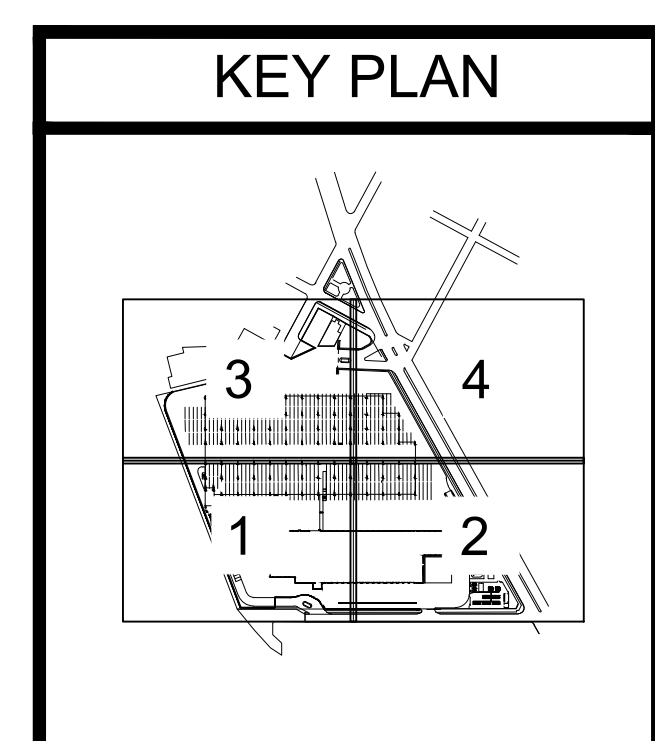
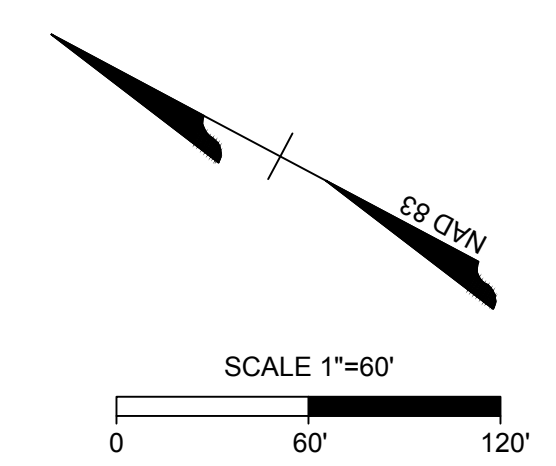
SUBMITTED BY: _____ DATE: 00-00-00 WMATA APPROVED: _____ DATE: 00-00-00

SCALE: AS SHOWN DRAWING NO. C-230 SHEET NO. _____

S:\305\43865-Bladen_Bus_Garage\DWG\Sheet\CD\172418\BLADEN-2019-C-230-DEMO.dwg 10/9/2020



TEMPORARY OFF-SITE PARKING



CONTRACT NO.
FQ19144B

DESIGN	XXX	00-00-00	REFERENCE DRAWINGS		REVISIONS			
			NUMBER	TITLE	NO.	DESCRIPTION	BY	DATE
DRAWN	XXX	00-00-00						
CHECK	XXX	00-00-00						

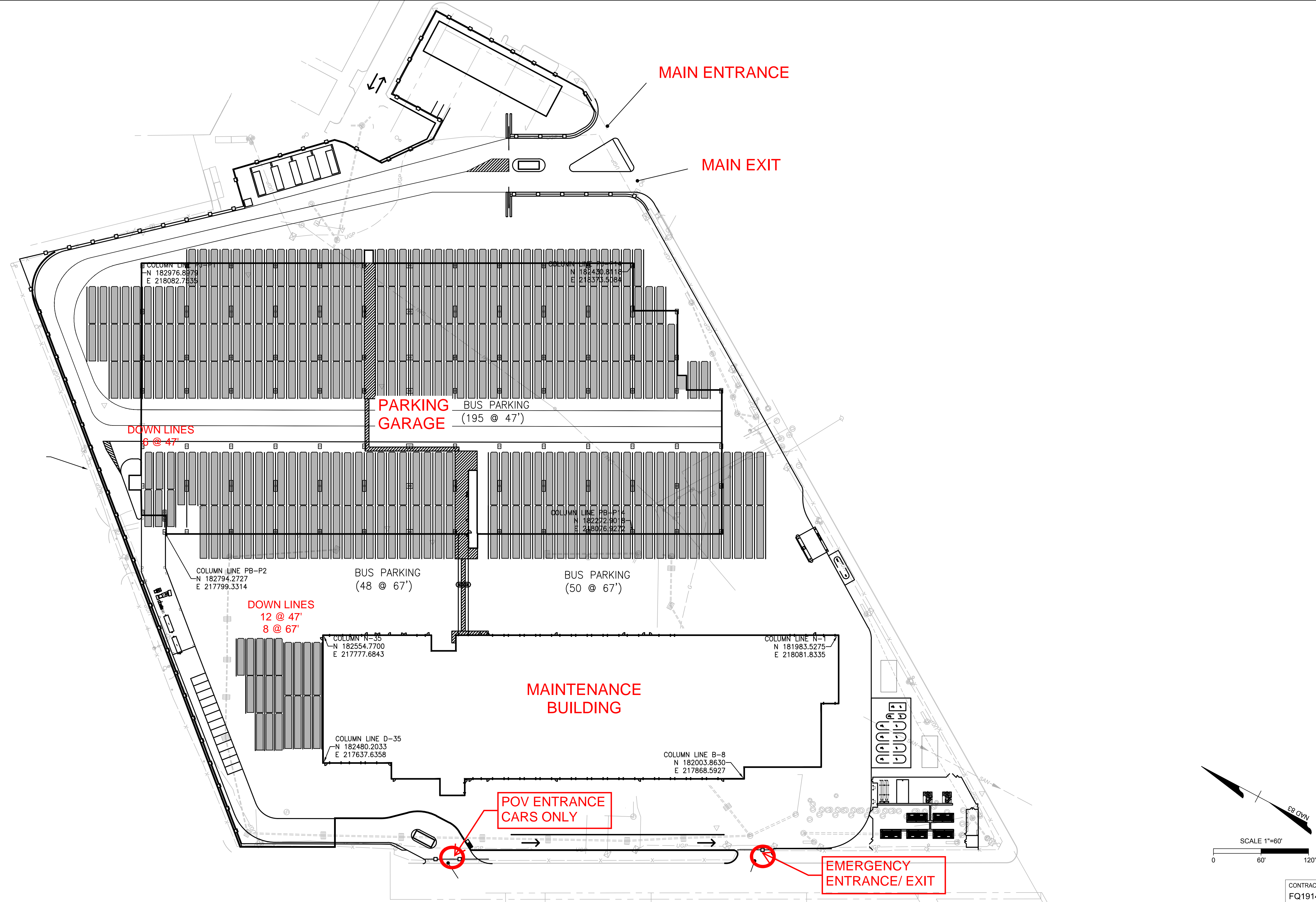
WASHINGTON METROPOLITAN AREA TRANSIT AUTHORITY
OFFICE OF CAPITAL PROGRAM DELIVERY
ENGINEERING AND ARCHITECTURE

BLADENSBURG BUS GARAGE REPLACEMENT
PHASE 3 SITE LAYOUT KEY PLAN

SUBMITTED BY: _____ DATE: 00-00-00 WMATA APPROVED: _____ DATE: 00-00-00

SCALE: AS SHOWN
 DRAWING NO. C-630
 SHEET NO. _____

S:\305\43865-Bladen_Bus_Garage\DWG\Sheet\CD\172418\BLADEN-2019-C-630-LAYO.dwg 10/9/2020



CONTRACT NO.
FQ19144B

DESIGN	XXX	00-00-00	REFERENCE DRAWINGS		REVISIONS			
			NUMBER	TITLE	NO.	DESCRIPTION	BY	DATE
DRAWN	XXX	00-00-00						
CHECK	XXX	00-00-00						



WASHINGTON METROPOLITAN AREA TRANSIT AUTHORITY

OFFICE OF CAPITAL PROGRAM DELIVERY
ENGINEERING AND ARCHITECTURE

BLADENSBURG BUS GARAGE REPLACEMENT

BUS PARKING PLAN

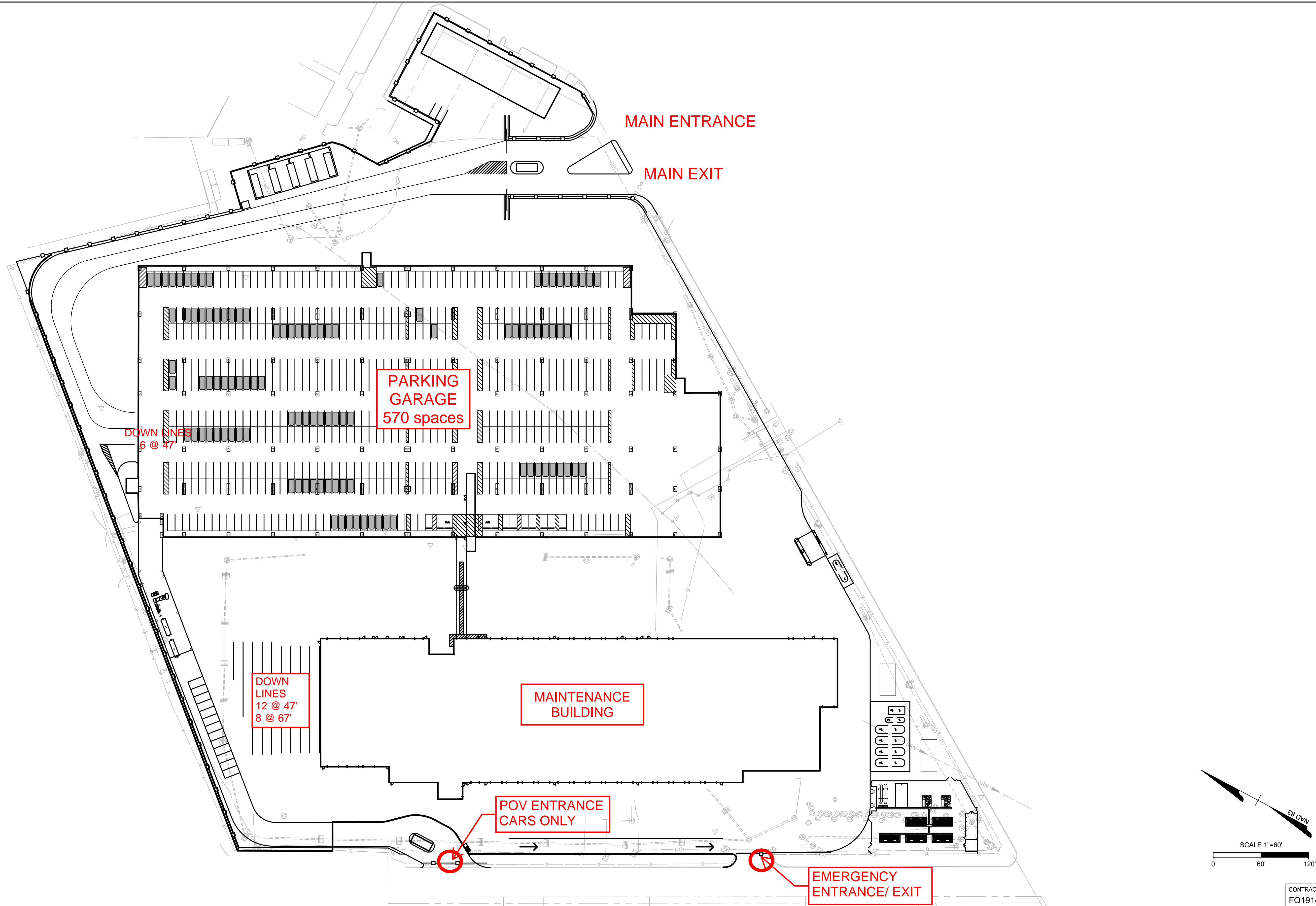
SUBMITTED BY: _____ DATE: 00-00-00 WMATA APPROVED: _____ DATE: 00-00-00

SCALE:
AS SHOWN

DRAWING NO.
C-610

SHEET NO.

S:\305\43865-Bladen_Bus_Garage\DWG\Sheet\CD\172418\BLADEN-2019-C-650-FNSH.dwg 10/9/2020



CONTRACT NO.
FQ19144B

DESIGN	XXX	00-00-00	REFERENCE DRAWINGS		REVISIONS				
			NUMBER	TITLE	NO.	DESCRIPTION	BY	DATE	
DRAWN	XXX	00-00-00							
CHECK	XXX	00-00-00							



WASHINGTON METROPOLITAN AREA TRANSIT AUTHORITY

OFFICE OF CAPITAL PROGRAM DELIVERY
ENGINEERING AND ARCHITECTURE

BLADENSBURG BUS GARAGE REPLACEMENT

POV PARKING PLAN

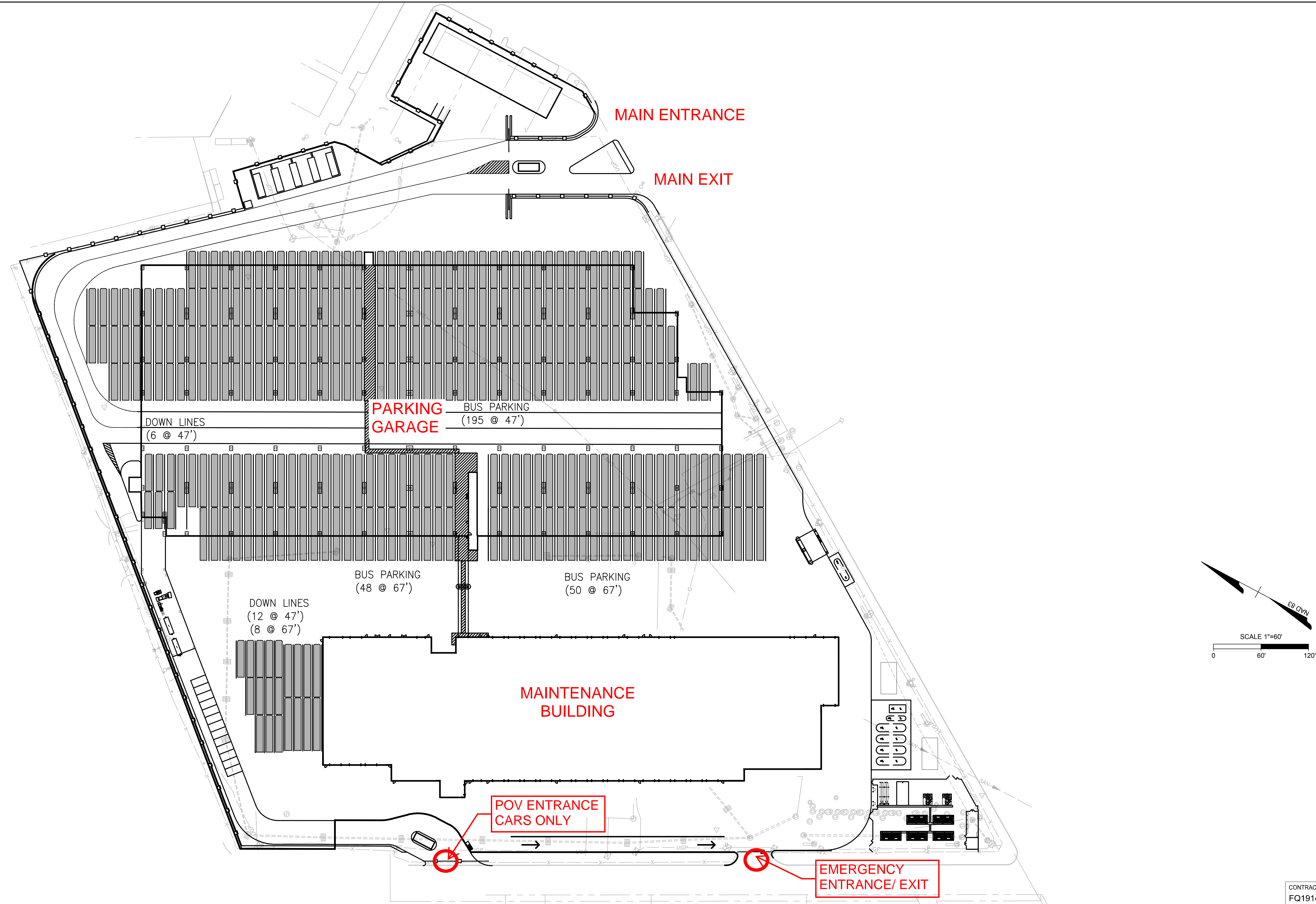
SUBMITTED BY: _____ DATE: 00-00-00 WMATA APPROVED: _____ DATE: 00-00-00

SCALE:
AS SHOWN

DRAWING NO.
C-610

SHEET NO.

S:\305\43865-Bladen_Bus_Garage\DWG\Sheet\CD172418\BLADEN-2019-C-650-FNSH.dwg 10/9/2020 1:28:38 PM



CONTRACT NO.
FQ19144B

DESIGN	XXX	00-00-00	REFERENCE DRAWINGS		REVISIONS			
			NUMBER	TITLE	NO.	DESCRIPTION	BY	DATE
DRAWN	XXX	00-00-00						
CHECK	XXX	00-00-00						



WASHINGTON METROPOLITAN AREA TRANSIT AUTHORITY

OFFICE OF CAPITAL PROGRAM DELIVERY
ENGINEERING AND ARCHITECTURE

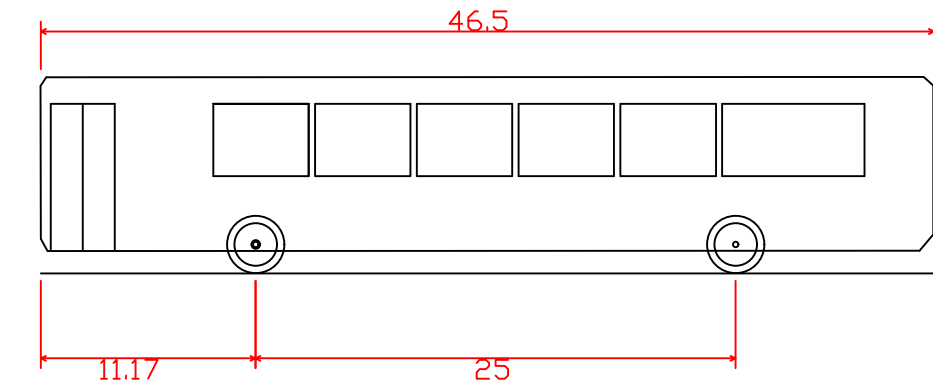
SUBMITTED BY: _____ DATE: 00-00-00 WMATA APPROVED: _____ DATE: 00-00-00

BLADENSBURG BUS GARAGE REPLACEMENT

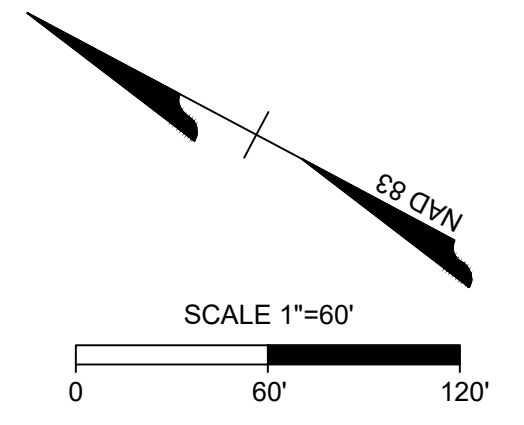
BUS PARKING PLAN

SCALE: AS SHOWN DRAWING NO. C-660 SHEET NO. _____

S:\305143865-Bladen_Bus_Garage\DWG\Sheet\CD\172418\BLADEN-2019-C-660-FNSH.dwg 10/9/2020



WMATA Intercity
 Overall Length 46.500ft
 Overall Width 8.500ft
 Overall Body Height 10.228ft
 Min Body Ground Clearance 1.158ft
 Track Width 8.500ft
 Lock-to-lock time 5.00s
 Wall to Wall Turning Radius 45.670ft



CONTRACT NO.
FQ19144B

DESIGN	XXX	00-00-00	REFERENCE DRAWINGS		REVISIONS				
			NUMBER	TITLE	NO.	DESCRIPTION	BY	DATE	
DRAWN	XXX	00-00-00							
CHECK	XXX	00-00-00							



WASHINGTON METROPOLITAN AREA TRANSIT AUTHORITY

OFFICE OF CAPITAL PROGRAM DELIVERY
ENGINEERING AND ARCHITECTURE

BLADENSBURG BUS GARAGE REPLACEMENT

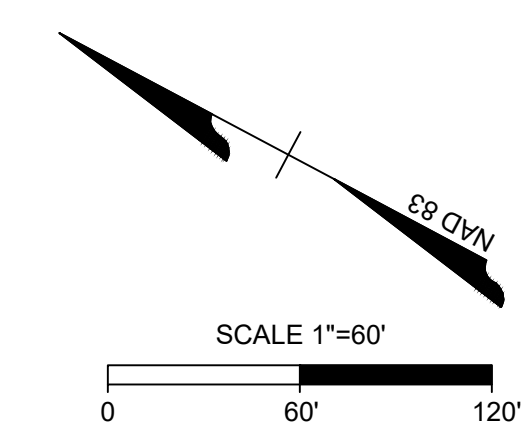
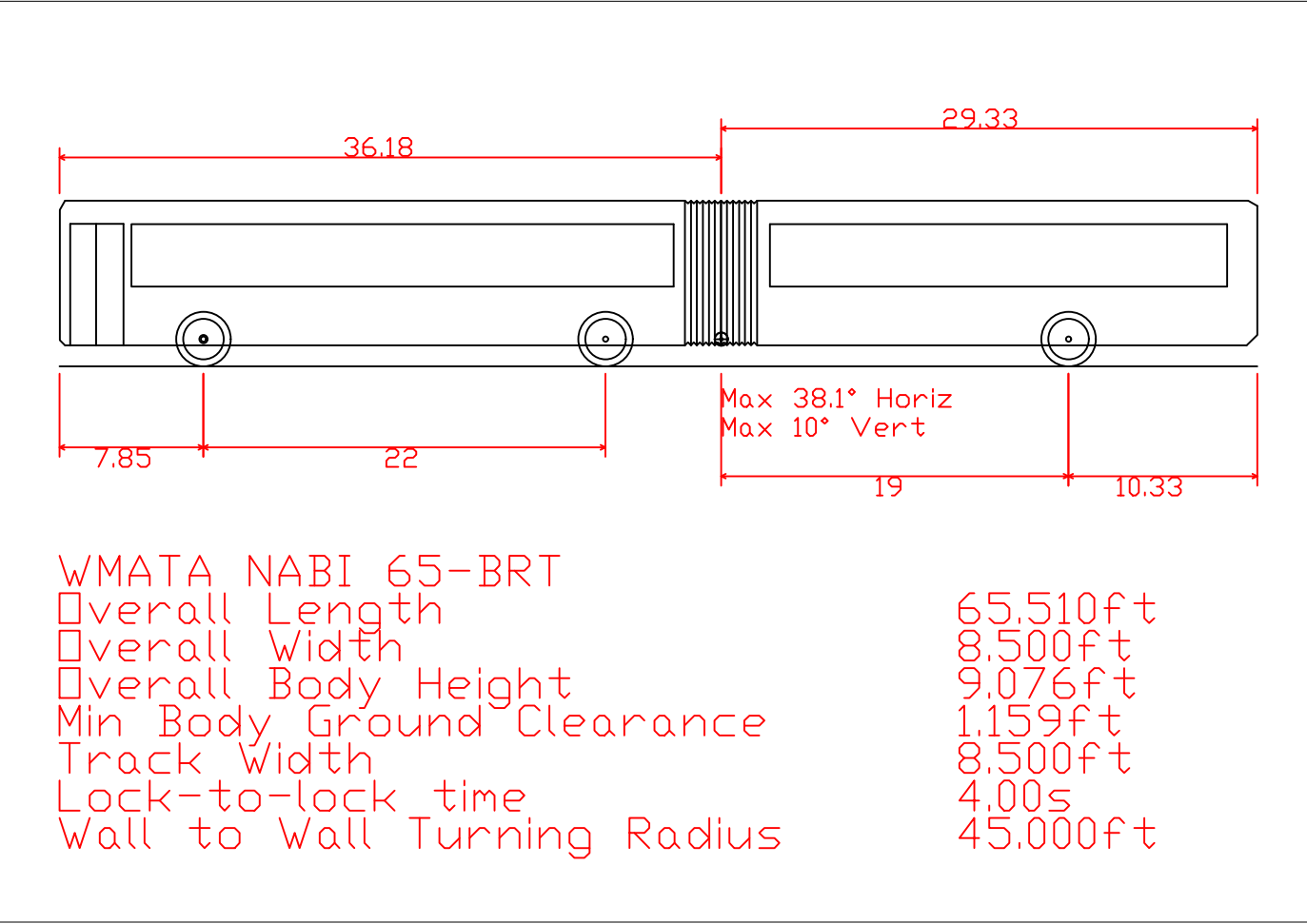
VEHICLE PATH ANALYSIS - 46' COACH BUS

SUBMITTED BY: _____ DATE: 00-00-00 WMATA APPROVED: _____ DATE: 00-00-00

SCALE:
AS SHOWN

DRAWING NO.
C-641

SHEET NO.



CONTRACT NO.
FQ19144B

DESIGN	XXX	00-00-00	REFERENCE DRAWINGS		REVISIONS			
			NUMBER	TITLE	NO.	DESCRIPTION	BY	DATE
DRAWN	XXX	00-00-00						
CHECK	XXX	00-00-00						



WASHINGTON METROPOLITAN AREA TRANSIT AUTHORITY
 OFFICE OF CAPITAL PROGRAM DELIVERY
 ENGINEERING AND ARCHITECTURE

BLADENSBURG BUS GARAGE REPLACEMENT
 VEHICLE PATH ANALYSIS - 65' ARTICULATED BUS

SUBMITTED BY: _____ DATE: 00-00-00 WMATA APPROVED: _____ DATE: 00-00-00

SCALE: AS SHOWN
 DRAWING NO. C-640
 SHEET NO.

S:\305143865-Bladen_Bus_Garage\DWG\Sheet\CD172418BLADEN-2019-C-640-VEHL.dwg, 10/9/2020 12:26:40 PM

S:\305143865-Bladen_Bus_Garage\DWG\Sheet\CD172418BLADEN-2019-C-640-VEHL.dwg 10/9/2020