



District of Columbia

STATE DATA CENTER INFOGRAPHIC



By
Joy Phillips
Coleen Duncan

Biking to Work More Than Quadrupled in Just Over A Decade in Washington, DC

Washington, DC had 4.5 percent of commuters bike to work in 2013, according to the U.S. Census Bureau American Community Survey (ACS) statistics which focused on commuting patterns of workers 16 years and over. The number of people who biked to work increased from about 3,035 in 2000 to 14,854 in 2013, a 389 percent increase. Nationally, 0.6 percent of workers commute by bike in 2013.

In the last few years, many communities have invested in more transportation options, such as bicycling and walking. Many cities have invested in bike share programs, bike lanes and more pedestrian-friendly streets. While bicyclists still account for just 0.6 percent of all commuters nationally, some of the nation's largest cities have more than doubled their rates since 2000. Locals and visitors in Minneapolis, New York, Washington, D.C., and many other U.S. cities can now buy daily, weekly or annual program memberships and/or pay hourly fees to check out a bike to ride around town. As we celebrate 'Bike to Work Day' on May 15, 2015, this report brings you some transportation highlights and facts about the Capital Bikeshare program which serves Washington, DC, Arlington and Alexandria, VA and Montgomery County, MD. *(Data presented are from the Capital Bikeshare program (Source: District of Columbia Department of Transportation (DDOT), and the U.S. Census Bureau, American Community Survey (ACS)).*




2014 Capital Bikeshare Program Facts

- 347 Capital Bikeshare stations - DC (202), Arlington (78), Alexandria (16) and Montgomery County, MD (51)
- 5,860 bike docks - DC (3,768), Arlington (1061), Alexandria (250), and Montgomery County, MD (781)
- Bikers traveled over 3.2 million miles in 2014 (over 64,800 miles each week)




- 2,952 Capital Bikeshare bikes
- Most bike trips occurred on Saturdays
- Least bike trips occurred on Wednesdays
- 807 helmets were sold in 2014



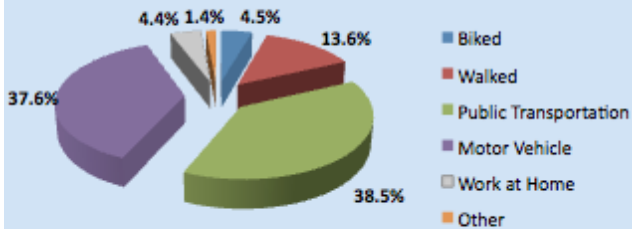
Did You Know?

- There were 2.8 million trips of which 78.5% were member trips and 27.5% were casual (non-member) trips
- There were 25 reported thefts of Capital Bikeshare bikes of which 19 were recovered
- There were 248,193 (9%) trips over 30 minutes
- There were on average 31,433 active members in the Capital Bikeshare program each week
- There were 44 reported crashes in 2014



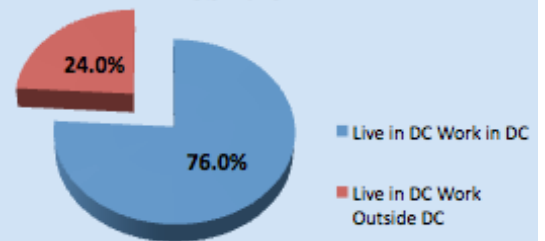
DC Facts

**Means of Transportation to Work:
ACS 2013**



- Among the 330,087 District resident workers 16 years and over, 38.5% took public transportation, 37.6% carpooled, 13.6% walked, 4.5% biked, 4.4% worked at home and 1.3% use other means (ACS 2013)
- Seventy-six percent of all District resident workers 16 years and older worked in the District (ACS 2013)

**Place of Work:
ACS 2013**



- Of workers who did not work from home, the average travel time to work was 29.9 minutes (ACS 2013)
- Of all workers 16 years and over living in the District households, 27.7% had no vehicle available (ACS 2013)
- There are 88 miles of signed bike routes and 69 miles of bike lanes in DC (DDOT)

Graphic Design by Rishawna Gould

For more information contact:
D.C. Office of Planning State Data Center
1100 4th Street SW, Suite E650, Washington, DC 20024
202.442.7600 ph 202.442.7638 fax
www.planning.dc.gov

District of Columbia
Office of Planning

